

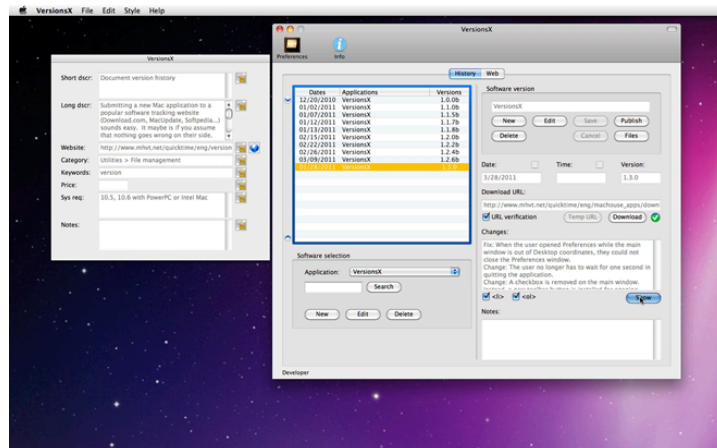
# VersionsX



Thank you for your using VersionsX.

## 1. Introduction

VersionsX is designed to help developers document version history for any number of software titles. Using VersionsX, you can make sure that the software website and the file location on your server are accessible. In this respect, chances that you've made a mistake on your side in submitting a software update are reduced.

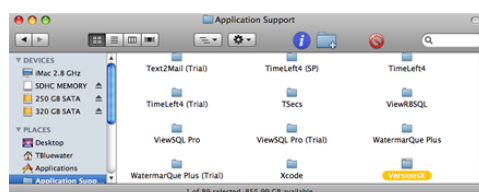


## 2. Installing VersionsX

You can give it its own folder if you like, or just drag and drop a copy of VersionsX anywhere even inside a USB drive. And you are all set. If you have installed and used the trial version of VersionsX, it is not necessary that you delete the application. You can also keep the trial version of VersionsX if you have it though we recommend that you trash it with its application data folder.

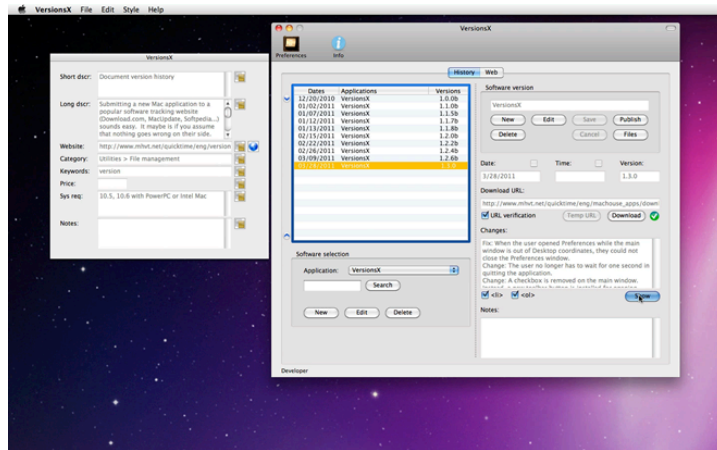
## 3. Uninstalling VersionsX

When launched for the first time, VersionsX creates a folder containing several files inside the Application Support folder, which you need to trash on top of the application file itself. You can easily locate this folder by opening **Preferences** and switching tabs to **System files**.



## 4. Using VersionsX

User's Guide is available online at <http://www.mhvt.net/quicktime/eng/versionsx.php> so that we can update you whenever necessary.



### 5. Support

If you have any trouble with VersionsX or have questions or suggestions, please go to MacHouse Blog (<http://machouse.mhvt.net/?p=1551>). You can also contact us by opening a support ticket at MacHouse Support (<http://support.mhvt.net/>) only if privacy needs to be protected.

VersionsX is a product of MacHouse.